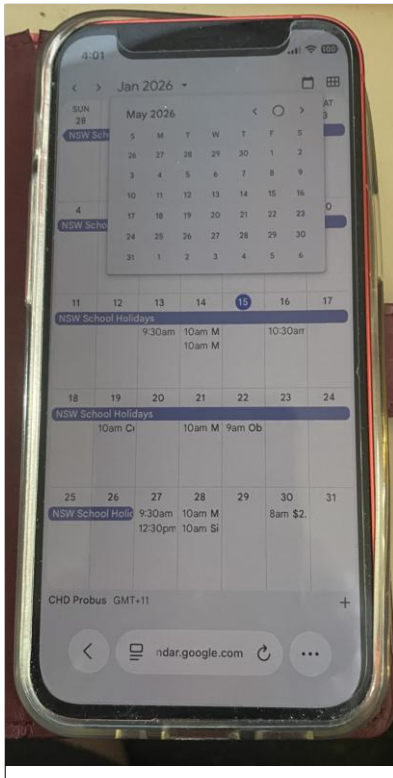


Use of a Google Calendar on a Mobile Phone.

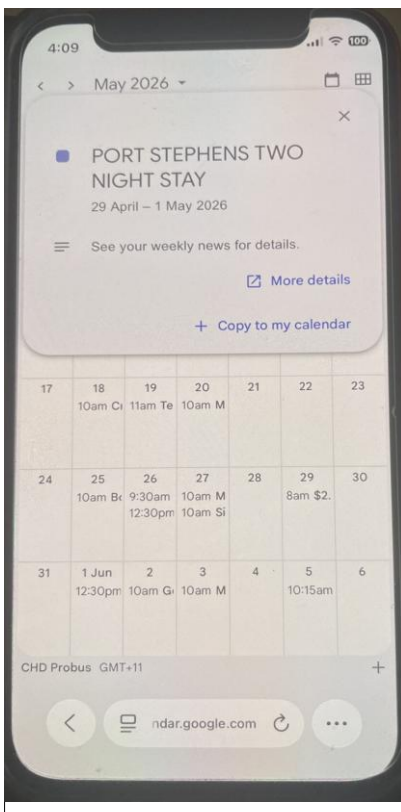
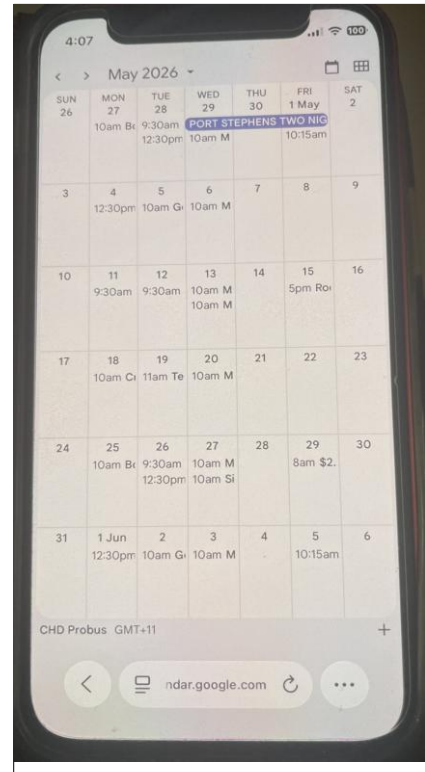
(iphone12 mini used for photos)



After selecting the calendar from the Probus website on your mobile phone click on the down arrow “v” next to the month and year. It will display the current month and allow you to view past or future months by selecting the “<” or “>”.

When you find the month/year you are interested in select the month and the chosen month / will be displayed.

Use the circle between the two arrows to return to current month.



When you find the item you are interested in select it and the summary will be shown. If you want more detail select “More details”.

The calendar can be used to look at previous months as well as any future months.

I assume that Google Calendar will work exactly the same on Android phones as it does on Apple iPhones.

